

# Lexington Park Tile




# Lexington Park Tile

**Smooth  
Texture**

**Clean Lines**

Lexington Park Tile's larger size makes it a perfect choice for an entryway, backyard patio, pool deck, or outdoor entertainment area. With its smooth texture and clean lines, these slab stones create a stunning, contemporary appearance.

- Walkway
- Patio



## PRODUCT INFORMATION

Pallet wt	2,687 lbs
Sq ft per pallet	96 sq ft
Layers per pallet	6
Sq ft per layer	16 sq ft

***Roller Compactor Recommended***

**Lexington Park Tile is not intended for use in driveways or other vehicular applications.**




## UNIT DIMENSIONS




Height	2 3/8" (60 mm)
Width	24" (600 mm)
Length	24" (600 mm)
Units/Pallet	24
Units/Layer	4
Units/Sq ft	.25
Sq ft/Unit	4

## COLOR OPTIONS



Natural



Granite Blend



Summer Blend

**G-MIX**